

vtech[®]
baby

Instruction Manual

Shake the Sea Ocean Melodies™



INTRODUCTION

Thank you for purchasing the **Shake the Sea Ocean Melodies™**! Dive into musical playtime! Delight little ones with tunes from the whale piano and the rhythmic rattles of starfish maracas. Explore an ocean of melodies that bring together the joy of the deep sea and music.



Mode Selector

Light-up Piano Keys

Starfish Maracas

INCLUDED IN THE PACKAGE

- Whale Piano
- Two Starfish Maracas
- Quick Start Guide

WARNING

All packing materials such as tape, plastic sheets, packaging locks, removable tags, cable ties, cords and packaging screws are not part of this toy, and should be discarded for your child's safety.

NOTE

Please save this Instruction Manual as it contains important information.

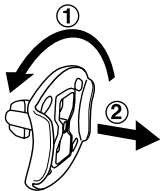
ATTENTION

Pour la sécurité de votre enfant, débarrassez-vous de tous les produits d'emballage tels que rubans adhésifs, feuilles de plastique, attaches, étiquettes, cordons et vis d'emballage. Ils ne font pas partie du jouet.

NOTE

Il est conseillé de sauvegarder ce manuel d'utilisation car il comporte des informations importantes.

Unlock the Packaging Locks




- ① Rotate the packaging locks 90 degrees counterclockwise.
- ② Pull out the packaging locks and discard.

GETTING STARTED

Battery Removal and Installation

1. Make sure the unit is turned **Off**.
2. Find the battery cover located on the back of the **Whale Piano**, use a screwdriver to loosen the screw and then open the battery cover.
3. Remove old batteries by pulling up on one end of each battery.
4. Install 2 new AAA (AM-4/LR03) batteries following the diagram inside the battery box. (For best performance, alkaline batteries or fully charged Ni-MH rechargeable batteries are recommended.)
5. Replace the battery cover and tighten the screw to secure.



WARNING:

Adult assembly required for battery installation.
Keep batteries out of reach of children.



ATTENTION :

Les piles ou accumulateurs doivent être installés par un adulte.
Tenir les piles ou accumulateurs hors de portée des enfants.

IMPORTANT: BATTERY INFORMATION

- Insert batteries with the correct polarity (+ and -).
- Do not mix old and new batteries.
- Do not mix alkaline, standard (carbon-zinc) or rechargeable batteries.
- Only batteries of the same or equivalent type as recommended are to be used.
- Do not short-circuit the supply terminals.
- Remove batteries during long periods of non-use.
- Remove exhausted batteries from the toy.
- Dispose of batteries safely. Do not dispose of batteries in fire.

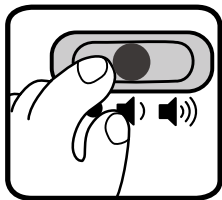
RECHARGEABLE BATTERIES:

- Remove rechargeable batteries (if removable) from toy before charging.
- Rechargeable batteries are only to be charged under adult supervision.
- Do not charge non-rechargeable batteries.




PRODUCT FEATURES

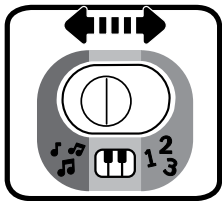
1. On/Off/Volume Selector

To turn the unit **On**, slide the **On/Off/Volume Selector** to the Low volume (◀) or High volume (▶▶) position. You will hear fun sounds, a phrase and a song. To turn the unit **Off**, slide the **On/Off/Volume Selector** to the **Off** ● position.



2. Mode Selector

To choose a mode of play, slide the **Mode Selector** to the Music mode , Piano mode  or Explore mode  position.



3. Automatic Shut-Off

To preserve battery life, the **Whale Piano** will automatically power down after approximately 30 seconds without input. The unit can be turned on again by pressing any button.


NOTE

If the unit powers down or if the light fades out during play, please install a new set of batteries.

ACTIVITIES

1. Light-Up Piano Keys

Press the **Piano Keys** to hear songs and melodies in Music mode, hear piano notes and music in Piano mode, and learn about ocean animals, colors and numbers in Explore mode. The lights will flash with the sound.



MELODIES

1. Ode To Joy
2. Für Elise
3. Morning Mood
4. Blue Danube Waltz
5. Roses Are Red
6. Sailing, Sailing
7. Twinkle, Twinkle, Little Star
8. Sailor's Hornpipe
9. The Green Grass Grew All Around
10. Row, Row, Row Your Boat
11. Humpty Dumpty
12. London Bridge

SONG LYRICS

Song 1

I'm a baby blue whale,
With a little blue tail.
Won't you explore with me and my friends?
We can have lots of fun today!

Song 2

Tap, tap, tap the keys.
Tiny fingers tapping a tune.
Tap, tap, tap the keys.
Tiny tunes fill the air.

Song 3

The water is spouting,
When I'm singing a happy song.

Song 4

Seashell, seashell on the sea shore.

Song 5

In the ocean calm and blue,
A little turtle swims into view!

Song 6

Little starfish at the bottom of the sea,
Twinkling and shining for everyone to see.

Song 7

Baby fish is swimming around the sea,
Playing hide and seek!

CARE & MAINTENANCE

1. Keep the unit clean by wiping it with a slightly damp cloth.
2. Keep the unit out of direct sunlight and away from any direct heat sources.
3. Remove the batteries if the unit will not be in use for an extended period of time.
4. Do not drop the unit on hard surfaces and do not expose the unit to moisture or water.

TROUBLESHOOTING

If for some reason the unit stops working or malfunctions, please follow these steps:

1. Turn the unit **Off**.
2. Interrupt the power supply by removing the batteries.
3. Let the unit stand for a few minutes, then replace the batteries.
4. Turn the unit **On**. The unit should now be ready to use again.
5. If the unit still does not work, install a new set of batteries.

IMPORTANT NOTE

If the problem persists, please call our **Consumer Services Department** at **1-800-521-2010** in the U.S., **1-877-352-8697** in Canada, or by going to our website **vtechkids.com** and filling out our **Contact Us** form located under the **Customer Support** link. Creating and developing VTech products is accompanied by a responsibility that we take very seriously. We make every effort to ensure the accuracy of the information, which forms the value of our products. However, errors sometimes can occur. It is important for you to know that we stand behind our products and encourage you to contact us with any problems and/or suggestions you might have. A service representative will be happy to help you.

NOTE

This equipment has been tested and found to comply with the limits for a Class B digital device, pursuant to Part 15 of the FCC Rules. These limits are designed to provide reasonable protection against harmful interference in a residential installation. This equipment generates, uses and can radiate radio frequency energy and, if not installed and used in accordance with the instructions, may cause harmful interference to radio communications. However, there is no guarantee that interference will not occur in a particular installation. If this equipment does cause harmful interference to radio or television reception, which can be determined by turning the equipment off and on, the user is encouraged to try to correct the interference by one or more of the following measures:

- Reorient or relocate the receiving antenna.
- Increase the separation between the equipment and receiver.
- Connect the equipment into an outlet on a circuit different from that to which the receiver is connected.
- Consult the dealer or an experienced radio/TV technician for help.

CAUTION

Changes or modifications not expressly approved by the party responsible for compliance could void the user's authority to operate the equipment.

Supplier's Declaration of Conformity

47 CFR § 2.1077 Compliance Information

Trade Name: VTech®
Model: 5670
Product Name: Shake the Sea Ocean Melodies™
Responsible Party: VTech Electronics North America, L.L.C.
Address: 1156 W. Shure Drive, Suite 200
Arlington Heights, IL 60004
Website: vtechkids.com

THIS DEVICE COMPLIES WITH PART 15 OF THE FCC RULES. OPERATION IS SUBJECT TO THE FOLLOWING TWO CONDITIONS: (1) THIS DEVICE MAY NOT CAUSE HARMFUL INTERFERENCE, AND (2) THIS DEVICE MUST ACCEPT ANY INTERFERENCE RECEIVED, INCLUDING INTERFERENCE THAT MAY CAUSE UNDESIRED OPERATION.

**Visit our website for more
information about our products,
downloads, resources and more.**

vtechkids.com
vtechkids.ca

Read our complete warranty policy online at
vtechkids.com/warranty
vtechkids.ca/warranty

